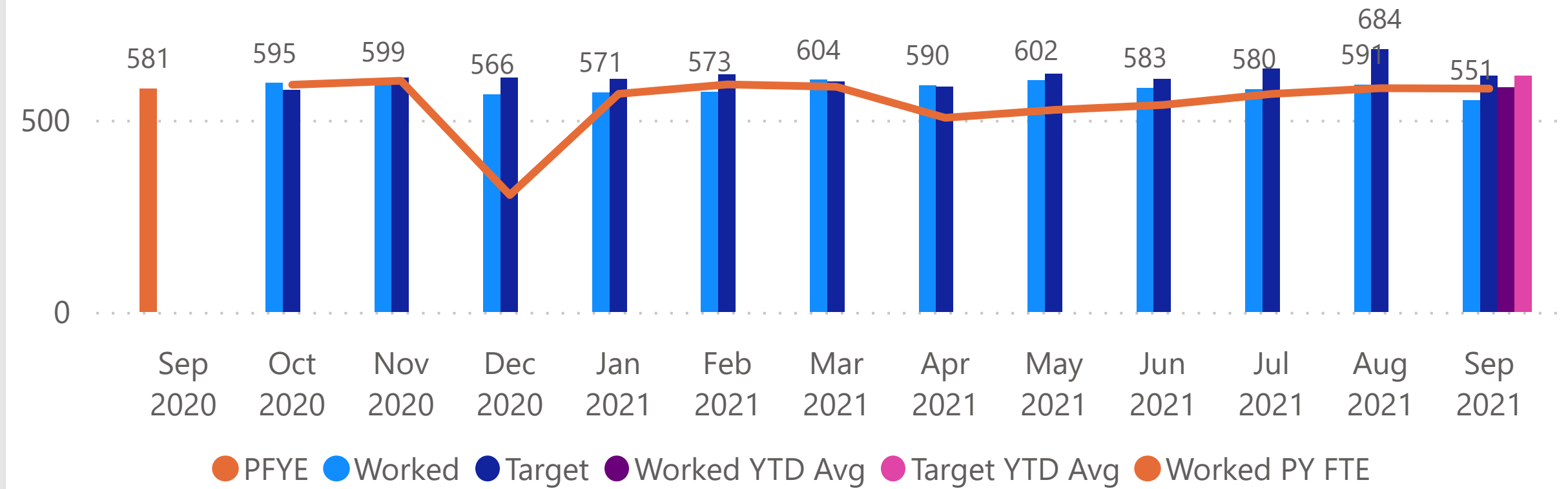
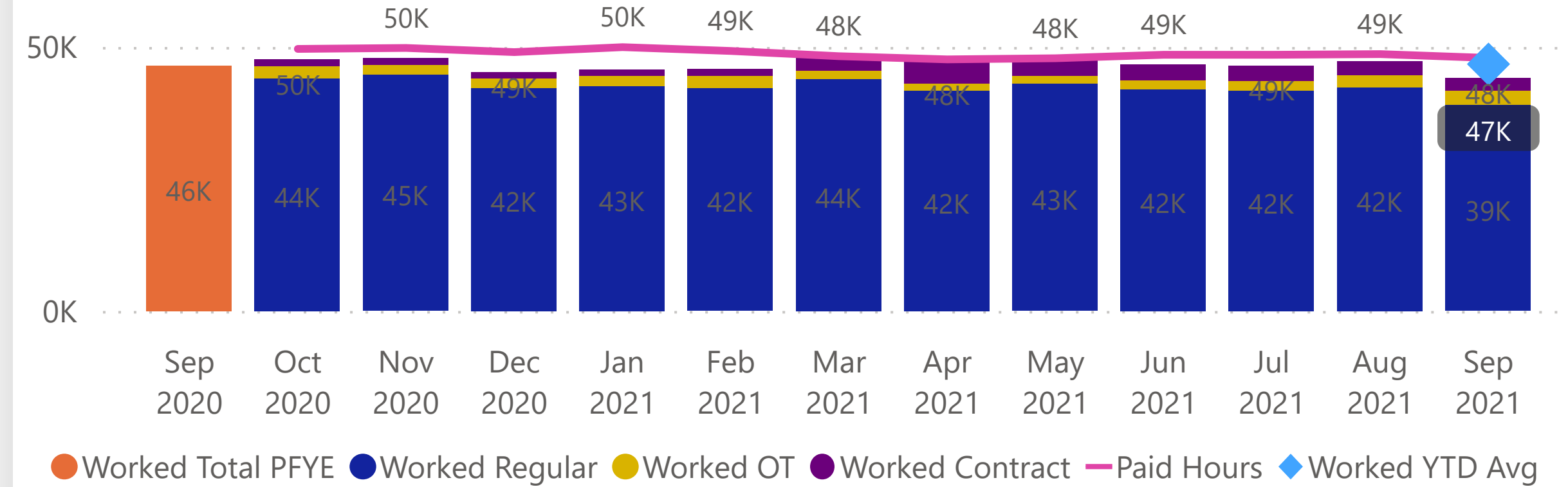


### Worked & Target FTE

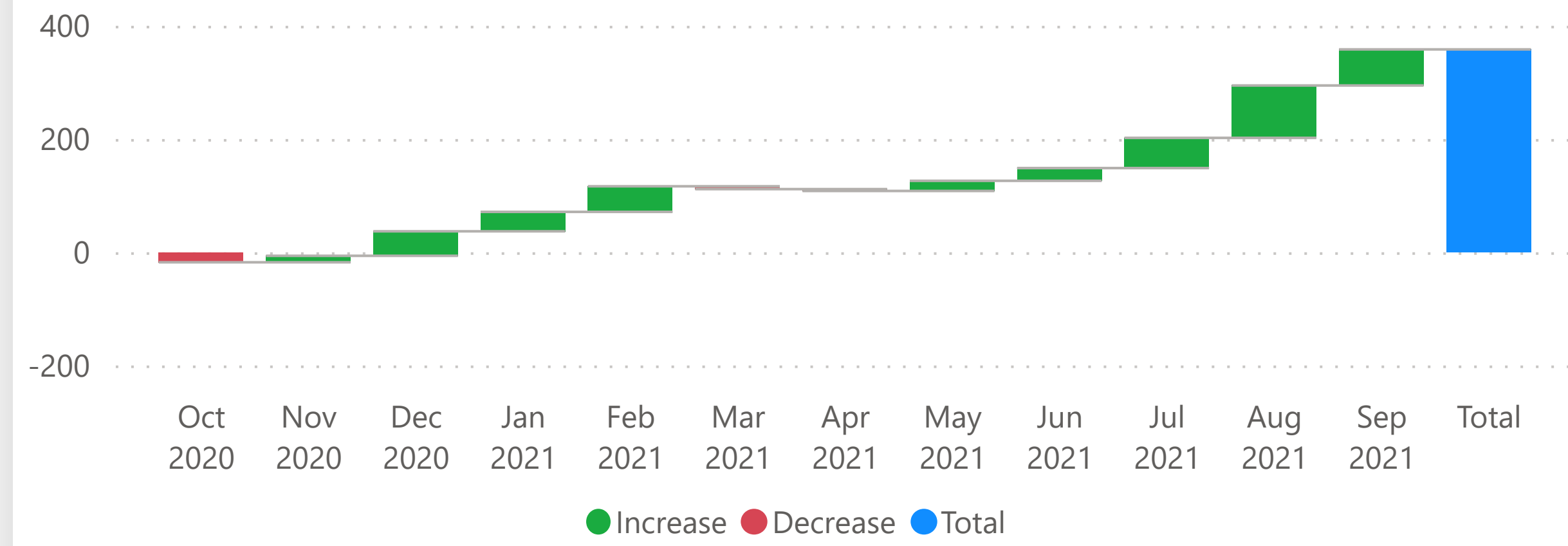


### Worked & Paid Hours

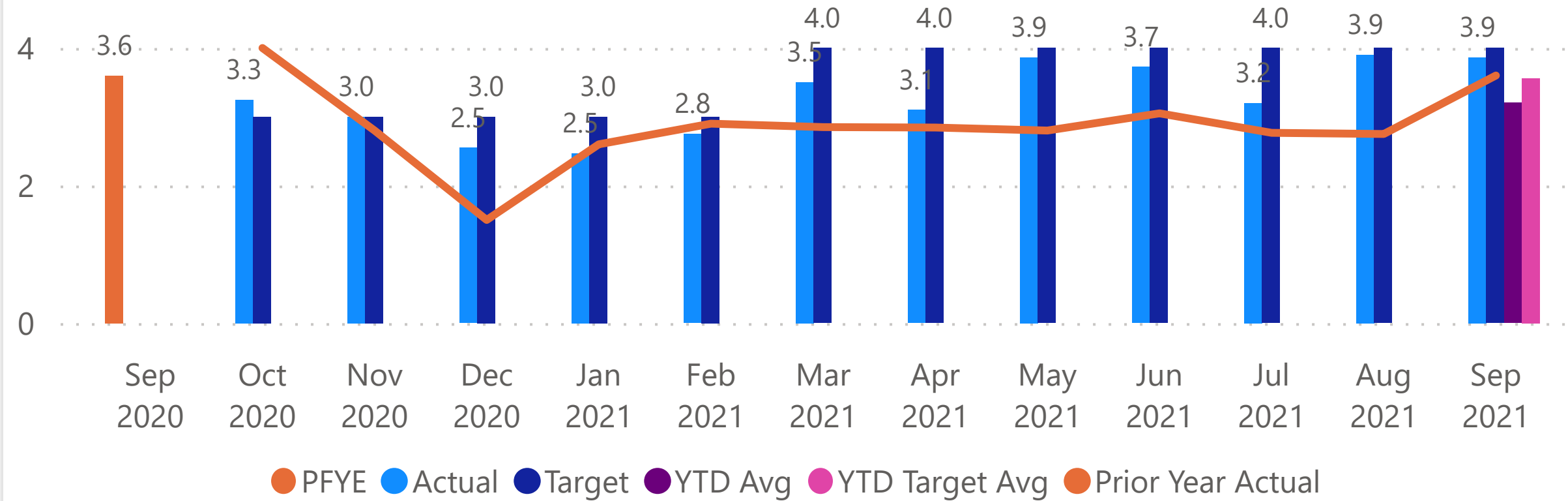


Month Year	Period Count	Worked FTE SPLY	Worked FTE	Worked Regular Hours	Worked OT Hours	Worked Hours Total	OT %
Oct 2020	2	591.34	595.44	44,065.22	2,335.25	47,634.85	2.45%
Nov 2020	2	601.66	598.90	44,812.50	1,864.25	47,911.88	1.95%
Dec 2020	2	304.19	565.79	42,289.05	1,775.38	45,262.80	1.96%
Jan 2021	3	567.64	571.19	42,580.17	1,937.92	45,695.58	1.41%
Feb 2021	2	592.07	573.18	42,267.00	2,304.75	45,854.25	2.51%
Mar 2021	2	586.03	603.97	43,914.88	1,643.88	48,317.75	1.70%
Apr 2021	2	505.30	589.58	41,753.88	1,311.38	47,166.63	1.39%
<b>Total</b>	<b>25</b>		<b>584.43</b>	<b>42,601.50</b>	<b>1,892.91</b>	<b>46,754.38</b>	<b>0.16%</b>

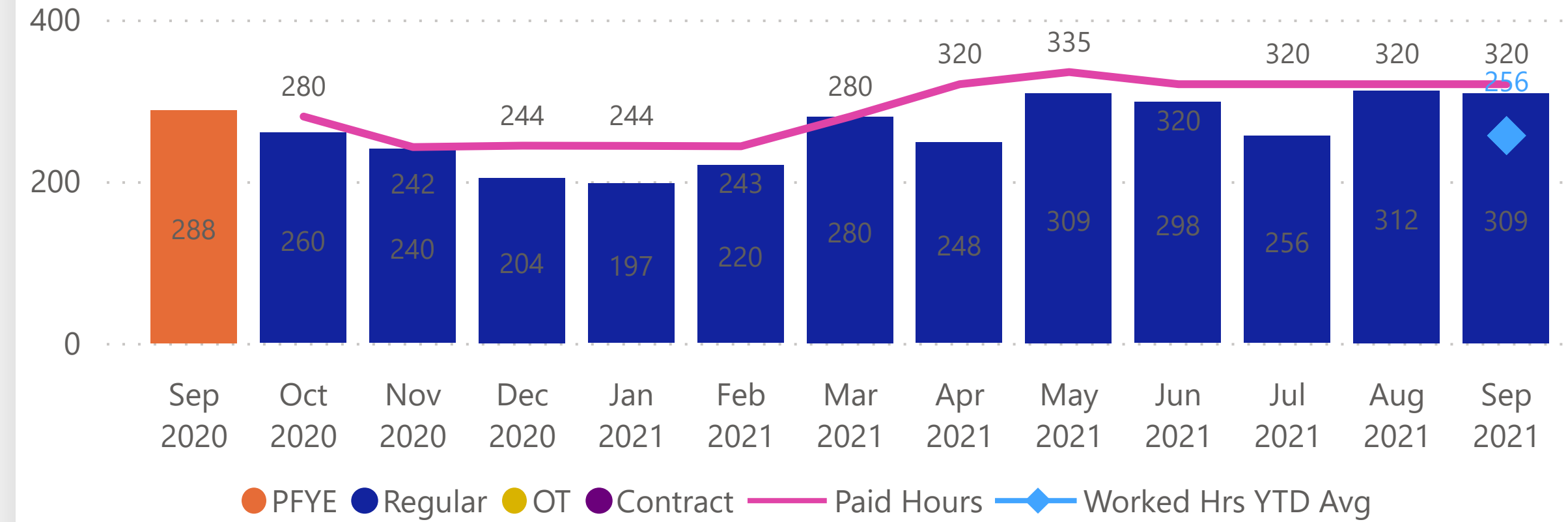
### Worked FTE's Favorable (Unfavorable) to Target



FTE by Month



Hours by Month



MonthYear	Stats	PY FTE	PY FTE Target	Worked FTE	FTE Target	FTE Var	YoY	Worked Hours	Worked Hours PY	Total Impact
Oct 2020	72.60	4.00	3.00	3.25	3.00	-0.25	0.25	260.00	320.00	(\$2,486)
Nov 2020	72.60	2.80	3.00	3.00	3.00	0.00	0.00	240.00	224.00	\$0
Dec 2020	72.60	1.50	3.00	2.55	3.00	0.45	-0.45	204.00	120.00	\$6,825
Jan 2021	72.60	2.60	3.00	2.47	3.00	0.53	-0.53	197.33	208.00	\$12,022
Feb 2021	72.60	2.90	3.00	2.75	3.00	0.25	-0.25	220.00	232.00	\$3,872
Mar 2021	72.60	2.85	3.00	3.50	4.00	0.50	-0.50	280.00	228.00	\$16,172
Apr 2021	72.60	2.84	3.00	3.10	4.00	0.90	-0.90	248.00	227.50	\$12,114
May 2021	72.60	2.80	3.00	3.86	4.00	0.14	-0.14	309.00	224.00	\$1,736
Jun 2021	72.60	3.05	3.00	3.73	4.00	0.27	-0.27	298.00	244.00	\$3,702
Jul 2021	72.60	2.77	3.00	3.20	4.00	0.80	-0.80	256.00	221.33	\$16,153
Aug 2021	72.60	2.75	3.00	3.90	4.00	0.10	-0.10	312.00	220.00	\$1,346
Sep 2021	72.60	3.60	3.00	3.86	4.00	0.14	-0.14	309.00	288.00	\$925
<b>Total</b>	<b>72.60</b>			<b>3.21</b>	<b>3.56</b>	<b>0.35</b>	<b>-0.35</b>	<b>256.44</b>		<b>\$72,383</b>

Category, Department

- Chief Executive Officer
  - 950 - Administration
  - 956 - Marketing / Foundation
- Chief Financial Officer
  - 006 - Courier
  - 768 - Health Information Management
  - 769 - Revenue Integrity
  - 769.1 - Clinical Doc. Improvement
  - 901 - General Accounting
  - 902 - Business Office
  - 927 - N Registration
  - 928 - North Comm./Switch
  - 936 - Information Technology
  - 937 - Admitting and O/P Registration
  - 937.1 - Central Scheduling
  - 938 - Switchboard

Ask a question about your data

Try one of these to get started

show me total paid FTE  
for the last week

top report period stat  
types by total rows

show me worked hours  
total YTD for the last  
week

top target types by  
worked FTE total YoY

top unit of measure by  
worked OT hours month

top report period  
category 2 by paid hours  
FY

[Show all suggestions](#)